

AHLCON INTERNATIONAL SCHOOL

MAYUR VIHAR PHASE-1, DELHI- 110091

FOUNDATION STAGE – 2

CLASS-I

SUMMER VACATION ASSIGNMENT



Dear Parents,

Summer break is a welcome break. A break from fixed routines, rules and regulations of the school. We get freedom to do things and freedom brings more responsibility. We have planned our activities according to the NEP 2020 guidelines and the curricular goals - CG 2, 4, 5, 6, 7, 8, 9, 10, 11, 12 and 13. Please guide your children in exploring their creativity, completing their homework, which would further help them in channelizing their energy in a productive and positive manner. It is our prime responsibility to maintain a positive environment and below are few suggestions and activities to make your child's long summer break productive and fruitful.

1) **Establish Educational Structure -**

Make a timetable for structured activities as well as free time learning for better discipline and behaviour. Including physical exercise on each day can help children cope up with anxiety and effectively channelize their extra energy at home.

2) **Communication Skills Play a Pivotal Role-**

- Spend time together talking to your child and do listen patiently. Try conversing in English to help them be comfortable with the language and teach the correct pronunciation and usage.
- Encourage your child to share ideas, ask questions and help them in learning new vocabulary words when they are stuck or at times when they are saying sentences.

3) **Knowledge is Power-**

- Cultivate in your child daily reading habit. Do read bedtime stories or allow them free reading time.
- Read aloud to your child and pause occasionally to ask questions about the story.

4) **Honing Pre-Writing Skills**

Encourage on finishing the work in a set time period for enhancing the speed and accountability. Strokes / Patterns / Colouring i.e. neatness, correct formation, uniformity in proper slant and distancing of strokes/pattern.

5) **Make Them More Independent by teaching them activities like:**

- Folding their mats, aprons, and clothes.
- Learning to wear shoes and socks; Buttoning and unbuttoning the shirt.
- Removing the dishes after eating and washing them.
- Keeping back the toys, shoes, books, etc. properly in shelves or cabinets.
- Doing small chores like; laying out the table, dusting, cleaning windows, making their own bed, tidying the room, dressing up on their own.

6) **My Surroundings – My Responsibility**

- Encourage your child to raise a plant by planting seeds.
- Save water by closing the tap, Switching off lights/fans /TV after every use.
- Keep surroundings and environment clean by not littering. Do not throw anything out of the window, car or balcony. Always throw garbage in the dustbin.

7) **Spending Quality Time Together**

- Have all the meals with your child. Teach them the importance of food and make them realize how lucky they are as many children do not get even one-time meal. Therefore, they must not waste food.
- Play and teach them a new game which you enjoyed playing in your childhood.
- Find out how your child would like to spend time with you.

8) **Outings: Learning Beyond Book-**

- Plan educational as well as entertaining Indoor/Outdoor activities for your child. Take them to places of his/her interest e.g.– children's park, zoo, garden, monuments, museum, etc.
- Take them to visit their grandparents and let them strengthen the bond. Their love and emotional support is very important for your child. Let them learn the importance of relationships.

9) **Keeping It Positive-**

- Children are likely to follow their routine if we give them positive instructions and lots of praises/appreciation for what they do right. This will reassure them that you love and care.
- Let your kids have a diverse balanced time watching their favourite cartoon, reading books, drawing, colouring, painting, and helping you in household chores.
- At the end of each day, ask your child to take a minute to think about one positive or fun thing they did today. Don't forget to praise them for what they did well today by saying that you are a star!

Ahlcon strongly believes that the key for Sustainable Development is the management of environmental and human resources. We have always focused on the immediate challenges of Sustainable Development by providing the best educational practices to our students. We have been trying to expose children to interesting, innovative activities so that they become lifelong learners.

United Nations proposed 2030 agenda for Sustainable Development Goals which includes a set of 17 Goals. Like last year, this year again, we carry forward our endeavor to work and support these UNSDGs.

*The activities are designed in such a way that children will be engaged in creative and fruitful pursuits during the summer break. We have also integrated National Curriculum Framework (NCF) into homework sheets, which is a pivotal step towards fostering a comprehensive educational environment. By incorporating the NCF principles and all the Curricular Goals (CG- 1, 2, 3, 4, 5, 6, 7, 8, 9, 10, 11, 12) into homework, we ensure that every learning opportunity whether in the classroom or at home, contributes to the holistic development of our students. These HW sheets not only reinforce academic learning but also promote critical thinking, creativity and values. **Kindly avoid using glitter in any form in the assignment sheets given to you as we have pledged***

'NOT TO USE GLITTER' / GLITTER TAPE / SPARKLE / SPARKLE SHEETS. This resolution has been taken as a step towards saving environment.


We wish you have a great summer vacation full of joy and sunshine. Don't forget to bring memories from the beautiful places you are visiting. We wish you and your ward a very rejuvenating vacation.

Please note the following general information:

Summer Vacation: The summer vacation begins from **Monday, 12.05.2025 to Monday, 30.06.2025. The school shall resume w.e.f. Tuesday, 01.07.2025.**

My Summer Activity Sheets: We will be emailing the activity sheets which are specially planned and designed by the teachers. We are sure children will find it quite engaging and enjoyable. It will also be posted on our blog <https://www.ahlconinternational.com/blog/category/foundationstage/> for **Classes- Nursery to II** which you can download and get the work done.

Looking forward to your support. Stay Safe!! Stay Healthy!!



**Pooja Shandilya
Headmistress
Foundation Stage**



**Sanjay Yadav
Principal**

Reading is Fun!!

“Books are treasure chests filled with wonder and excitement.” Reading expands your vocabulary, sharpen your mind and enhances critical thinking. Sit with your child and help him or her to read good story books to inculcate good reading habits among them.

Below is a suggested list of books-


- 1. Fitzroy Readers (Stories 11-20)- By Faye Berryman**
- 2. Dr. Suess Series**
- 3. Read along App**
- 4. CBSE Reading App**



Aim – To enhance the phonemic awareness.

CG Goal – Children develop phonological awareness and begin to read and write in Language-2. (C.G.-11)

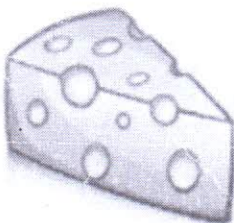
Guidelines – Look at the pictures carefully and write the correct 'ch' or 'sh' sound for the word.



fi




ocolate



eese



ip



oes




eep



icken



air



ark



eetah

Subject – English**Topic – Naming Words**

Aim – To enhance grammatical skills.

CG Goal – Children develop effective communication skills for day-to-day interactions in two languages. (C.G.-9)

Guidelines – See the pictures and write down the naming words in the correct box.




boy



books



park




horse



school



bee



orange



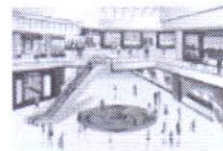
doctor



table



teacher



mall



dog

PERSONS	ANIMALS
<input type="text"/>	<input type="text"/>
<input type="text"/>	<input type="text"/>
<input type="text"/>	<input type="text"/>
THINGS	PLACES
<input type="text"/>	<input type="text"/>
<input type="text"/>	<input type="text"/>
<input type="text"/>	<input type="text"/>


Subject – English

Topic – Picture Comprehension

Aim – To enhance the comprehension skills.

CG Goal – Children begin to read and write in Language -2. (C.G.-11)

Guidelines – Read the following passage and answer the questions.



This is my little kitty.
How soft and white its fur is! Isn't it pretty?
The cat is on the box.
She saw a big rat and ran to catch it.
The kitty was too slow to catch the rat.

Questions

1 - What color is the kitty ?

2 - What is the cat sitting on ?

3 - What did the cat see ?

4 - Did the kitty catch the rat ?

Subject- English

Topic - Grammatical Concepts

Aim- To develop grammatical skills in children.

CG Goal - To develop communication skills for day-to-day interactions. (CG-9)

Learning grammar is crucial for effective communication, both in speaking and writing. Help your child in developing the skills through an engaging project activity, by drawing/pasting the pictures related to the topic given and decorating it beautifully.

Material Required- Half coloured pastel sheet, sketch pens, bold markers, crayons

Guidelines-

- Take different cutouts(example fish, butterfly, flower, book) using coloured pastel sheet.
- Now, using the above cutouts, prepare your chat according to the topics given below-
- Roll number 1 to 10- Topic – Naming words(categorise, the topic into four parts as Person – man, place- India, animal – tiger, thing – car)
- Roll no. 11-20 -Topic- Describing Words e.g. beautiful flower, big house, etc.
- Roll no. 21-30- Topic- Opposites e.g. tall-short
- Roll no. 31 onwards - Topic- Plurals ('s' and 'es') - eg: tree- trees, box - boxes




विषय -हिंदी

उपविषय - आ की मात्रा

Aim -आ की मात्रा का पठन अभ्यास।

CG Goal – बच्चे भाषा 1 को पढ़ने और लिखने में **आत्मनिर्भर** विकसित करते हैं। (C.G.-10)

Guidelines – बच्चों को नीचे दी गई भूल भुलैया में (ा) मात्रा वाले शब्दों को जोड़ते हुए, रास्ता खोजना है।



विषय -हिंदी

उपविषय -इ की मात्रा


Aim – इ की मात्रा का अभ्यास।

CG Goal – बच्चे भाषा 1 को पढ़ने और लिखने में दक्ष प्रवाहित विकसित करते हैं। (C.G.-10)

Guidelines – 'इ' स्वर से बने वाक्यों को पढ़िए और लिखिए।

'इ' स्वर

दिन निकल आया ।
चिड़िया आई ।
चिड़िया इधर आ ।
दाना खा ।
किरण तितली मत पकड़ ।
किताब पढ़ ।



प्रश्न १. नीचे लिखे शब्दों को सही क्रम में लिखिए ।

गिलास, तकिया, चिड़िया, टिकट, हिरन, विमान

- | | |
|--------------------|------------------|
| १. वि/न/मा | २. ला/स/गि |
| ३. ट/टि/क | ४. कि/त/या |
| ५. चि/या/ड़ि | ६. हि/न/र |

विषय -हिंदी

उपविषय - ई की मात्रा



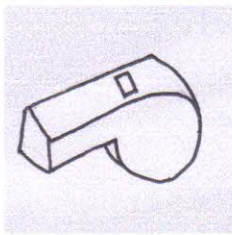




Aim – ई की मात्रा का अभ्यास ।

CG Goal – बच्चे भाषा 1 को पढ़ने और लिखने में द्वाशप्रवाहित विकसित करते हैं। (C.G.-10)

Guidelines – चित्र को देखें और ई की मात्रा से बने शब्द लिखें ।



चील



Aim - इ / ई मात्रा का पहचान करना और रचनात्मक तरीके से सीखने के लिए प्रेरित करना।

Guidelines – Wall Hanging बनाने के लिए सबसे ऊपर चार्ट पर इ / ई मात्रा (Roll No. अनुसार) को बड़ा और आकर्षक तरीके से लिखें। उसके नीचे चार -पाँच चित्र चिपकाएँ या बनायें, जैसे - पनीर, मीठा, मछली / नारियल, चिड़िया। हर चित्र के नीचे उसका नाम लिखें। बच्चे चित्र देखकर शब्द पढ़ें और 'ई' की मात्रा की पहचान करें। इस Wall Hanging को रंगीन कागज़, चमकीले सजावटी सामग्री से सजाएँ और अपने साथ लाएँ ।

Roll No. 1 to 19- 'ई' की मात्रा पर यह गतिविधि बनानी है।

Roll No. 20 onwards - 'ई' की मात्रा पर यह गतिविधि बनानी है।



Subject – Maths**Topic – Number Names**

Aim – To enable children learn numbers names and their corresponding numerals.

CG Goal – Children develop mathematical understanding and abilities to recognize the world through quantities. (C.G.-8)

Guidelines – Reinforce Number Names 1 to 20 and then 21 to 30. Read the given numerals and write the number names with correct spellings.

26	19
15	30
3	8
21	29
11	13
9	5
18	17
12	10
7	22
14	27

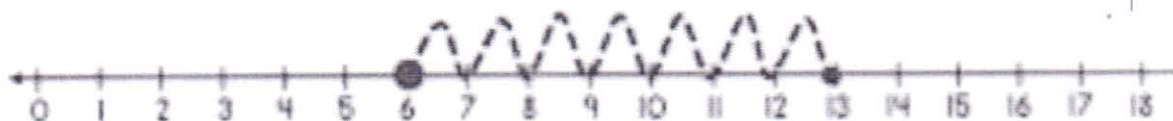
Subject – Maths**Topic – Addition on Number Line**

Aim – To give practice of addition on Number Line.

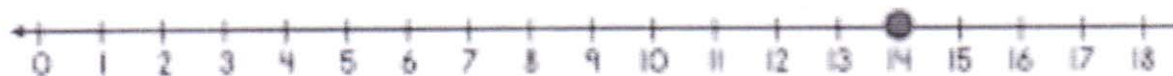
CG Goal – Children develop mathematical understanding and abilities to recognise the world through quantities, shapes and measures. (C.G.-8)

Guidelines – Identify the starting number on the number line, count forward of steps to add.

$6 + 7 = \underline{\quad}$




$14 + 4 = \underline{\quad}$



$9 + 5 = \underline{\quad}$



$12 + 3 = \underline{\quad}$



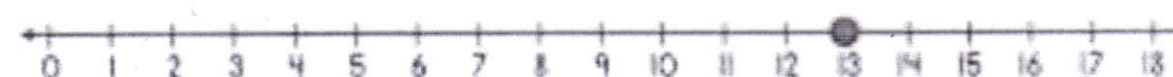
$15 + 3 = \underline{\quad}$



$4 + 8 = \underline{\quad}$



$13 + 4 = \underline{\quad}$



Aim – To develop students' understanding of addition using concrete objects.

CG Goal – Children develop mathematical understanding and abilities to recognise the world through quantities, shapes and measures. (C.G.-8)

Guidelines – Provide concrete objects like straws, blocks, coins, spoons etc. Represent the objects as per given addition sums. Eg- $3 + 2 = \square$

... ..

Ask the child to add with the help of the objects and count the total and write the answer.

$3+2=\square$	$2+8=\square$	$8+5=\square$
$5+3=\square$	$8+9=\square$	$5+5=\square$
$5+7=\square$	$3+1=\square$	$1+1=\square$
$3+3=\square$	$9+5=\square$	$3+4=\square$
$6+2=\square$	$4+2=\square$	$8+1=\square$
$2+1=\square$	$2+2=\square$	$7+4=\square$
$6+6=\square$	$6+7=\square$	$5+4=\square$

Aim – To enable children to align numbers and add measures.

CG Goal – Children develop mathematical understanding and abilities to recognise the world through quantities, shapes and measures. (C.G.-8)

Guidelines – Add numbers from ones place and write the answer below.

$$\begin{array}{r} \text{T} \quad \text{O} \\ 1 \\ + 2 \\ \hline \end{array}$$

$$\begin{array}{r} \text{T} \quad \text{O} \\ 2 \\ + 6 \\ \hline \end{array}$$

$$\begin{array}{r} \text{T} \quad \text{O} \\ 1 \\ + 7 \\ \hline \end{array}$$

$$\begin{array}{r} \text{T} \quad \text{O} \\ 2 \\ + 3 \\ \hline \end{array}$$

$$\begin{array}{r} \text{T} \quad \text{O} \\ 7 \\ + 2 \\ \hline \end{array}$$

$$\begin{array}{r} \text{T} \quad \text{O} \\ 2 \\ + 5 \\ \hline \end{array}$$

$$\begin{array}{r} \text{T} \quad \text{O} \\ 8 \\ + 1 \\ \hline \end{array}$$

$$\begin{array}{r} \text{T} \quad \text{O} \\ 3 \\ + 3 \\ \hline \end{array}$$

$$\begin{array}{r} \text{T} \quad \text{O} \\ 5 \\ + 2 \\ \hline \end{array}$$

$$\begin{array}{r} \text{T} \quad \text{O} \\ 0 \\ + 4 \\ \hline \end{array}$$

$$\begin{array}{r} \text{T} \quad \text{O} \\ 7 \\ + 1 \\ \hline \end{array}$$

$$\begin{array}{r} \text{T} \quad \text{O} \\ 1 \\ + 1 \\ \hline \end{array}$$

$$\begin{array}{r} \text{T} \quad \text{O} \\ 1 \\ + 7 \\ \hline \end{array}$$

$$\begin{array}{r} \text{T} \quad \text{O} \\ 2 \\ + 6 \\ \hline \end{array}$$

$$\begin{array}{r} \text{T} \quad \text{O} \\ 2 \\ + 2 \\ \hline \end{array}$$

$$\begin{array}{r} \text{T} \quad \text{O} \\ 0 \\ + 5 \\ \hline \end{array}$$

$$\begin{array}{r} \text{T} \quad \text{O} \\ 8 \\ + 0 \\ \hline \end{array}$$

$$\begin{array}{r} \text{T} \quad \text{O} \\ 5 \\ + 3 \\ \hline \end{array}$$

$$\begin{array}{r} \text{T} \quad \text{O} \\ 4 \\ + 4 \\ \hline \end{array}$$

$$\begin{array}{r} \text{T} \quad \text{O} \\ 6 \\ + 3 \\ \hline \end{array}$$


Subject – Maths

Topic – Shapes

Guidelines – Children will watch the story on Life below water (SDG-14) using the link given below. They are well aware of the different geometrical shapes like circle, square, triangle, rectangle, oval, etc. Use an A3 sized pastel sheet and help your child to create an underwater scene (sample given below) by using cutouts of different shapes. You may decorate it as per your creativity and available resources. Enjoy watching the story of underwater life.

Link - <https://youtu.be/SRZLew1fFHY?feature=shared>

Sample –



Subject – Socio–Emotional Learning (SEL)

Topic- Bird's Nest Craft

Aim- To promote love and empathy for birds and encourage creativity, recycling and appreciation, for nature among students.

Material Options -

1. Coconut shell nest – coconut shell as a base, twigs, leaves or feathers.
2. Clay Pot nest- small Clay pot as a base, twigs, and other natural material.
3. Recycled paper nest – shredded paper or Newspaper strips, glue, and other natural materials.
4. Twig and branch nest – twigs, branches, glue, string, etc.



Guidelines -

1. Select one of the above material options.
2. Use your creativity to design and build the nest.
3. Incorporate natural materials like twigs, leaves or feathers to add decorations.
4. Showcase the finished nest in the classroom after the summer vacations.

Remember, this activity will help you to connect with nature, foster appreciation for nature, encourage creativity, and introduce concepts of recycling and sustainability.

Moral Values

NEP 2020, underscores the importance of holistic development, emphasising the need for learners to not only acquire academic knowledge, but also develop character, ethics and values.

Value education and Indian knowledge system are integrated into the curriculum. There is a list of moral values as proposed by NEP given below. Choose one moral value from the given list. Create a short story based on it and perform a role play involving the child and family members. (you may choose to use props/costumes/special effects as per requirement). Share a short video (approximately 1:30-2 minutes) with the class teacher.

Moral values-

Respect
Tolerance
Cooperation
Cleanliness
Love for country and culture
Responsibility

Ram - "Papa why do you always greet the watchman?"
Father - "Because everyone deserves respect."
Ram - "I'll always show respect to everyone from now on!"

"I am an SDG Superhero"

My favourite is SDG goal is _____

(students can choose anyone, SDG, they like the most, for example- SDG-Life on Land, SDG-6 Clean water and sanitation, SDG 2 Zero hunger, SDG 15 life below water, SDG 1 No poverty.)

Part -1 - My Superpowers-

"I am a superhero with special powers"

My power is _____. (for example, I can clean my surroundings, I can grow food from the ground, I can plant trees, I can feed animals and birds, I can use cloth bags and avoid plastic bags, etc)

Part -2 Why I do these things-

I do these things because-

1. I want everyone to be happy and healthy.
2. I care about animals, plants and people.
3. I love the earth and want to keep it clean.

Part -3 "I need more Powers"

I want more powers like – flying to help people quickly, talking to animals and birds to protect them, turning trash into toys or useful things, etc.

These powers will help me – make the planet a happy place for everyone

Guidelines – each child can dress up as a superhero, click, and paste a photo of it(or can draw a picture on half pastel Sheet)

My favourite SDG No. —

My Powers

1. _____
2. _____
3. _____

click and paste
photo of the
child dressed
up as
SDG-SuperHero.

Why I do these
things -

1. _____
2. _____
3. _____

More powers that I need -

Subject - Art Holiday Homework

Make underwater scene with coloured papers (collage scene) or with origami and one drawing of their favourite cartoon character in their Art file.

Do these pages in Articulate Book Page Nos. 20, 21, 22, 24, 30, 32, 33

**Colour the sheet with the help of pencil colours.
Cut the sheet and paste it in your art file.**

