

AHLCON INTERNATIONAL SCHOOL
MAYUR VIHAR PHASE-1, DELHI-110091
PREPARATORY STAGE

HOLIDAY HOMEWORK



“Summer vacation is the best time for families to slow down, reconnect, and spend meaningful ‘US’ time together.”

Dear Parents,

Summer vacation offers a refreshing break for children—a chance to relax, explore, and rejuvenate. More than just a pause from schoolwork, it's a precious time to nurture bonds, foster creativity, and plant the seeds of values and memories that last a lifetime. Children may not remember every toy they receive, but they will always carry the warmth of stories told, meals shared, and moments spent with their loved ones. Let's use this opportunity to guide, support, and connect with them in ways that matter most.

**Read Books &
Newspaper.**



**Do Exercise /
Yoga daily.**



**Spend quality
time with family.**



Plant more trees.



**Keep your
environment clean.**

Holiday Homework Guidelines (For Students):

1. All work must be handwritten clearly and neatly. Typed or printed work will not be accepted.
2. Assignments should be completed independently by the student. Parental support is encouraged, but the effort should reflect the child's own capabilities.
3. Ensure that all work is completed within the given timeframe.
4. Holiday homework will be assessed and carry weight in evaluations across all subjects.
5. Students may use the internet for research—but only under parental supervision.
6. Encourage daily reading. Cultivating a reading habit is key to lifelong learning.
7. Get creative! Help your child design beautiful borders using pastel chart paper. Cut the paper horizontally into 7 cm strips and make 12–15 decorative borders for bulletin board displays.


Important note:


Summer Vacation: The summer vacation begins from Saturday, 10th May 2025 to Monday, 30th June 2025. The school shall resume w.e.f. Tuesday, 1st July 2025.

Holidays Homework for Classes 3 to 5 will be uploaded on our blog -
<https://www.ahlconinternational.com/blog/category/preparatory/>

Wishing you all a joyful, relaxing, and enriching summer break.
Enjoy Enrich Empower!

With Warm Regards


Madhuri Dadhich
Headmistress
Preparatory Stage


Sanjay Yadav
Principal

LIFE SKILL AND VALUE EDUCATION ACTIVITIES (Classes 3 to 5)



Vacations not only give you a chance to relax and bond with your kids, but they also provide an opportunity for your children to learn valuable life skills and lessons that will serve them well for years to come.

Here are few suggested activities which may already be in practice with many, however we could use this time to re-emphasize the values and skills of greater significance in life.

Home and Personal Management

Smart
Ahlconites

Tidy-Up Time	Assign one area of the house for them to clean or organize each week (e.g., bookshelf, drawer)
Folding Laundry	Encourage sorting clothes, folding, and placing them in the correct places.
Time Management	An excellent way to help them learn and manage time is to give them time-specific tasks like keeping a log of their time spent on playing, studying or using gadgets.
Be Ready	Knowing the emergency numbers ensures that your child is equipped with the knowledge of who to contact whenever required.
Nurture Independence-	Ask them to make their bed. Also, you can teach them to make their own milk and breakfast or clear their cupboards.

Social and Emotional Skills

Empathetic
Ahlconites

Call a Relative/Family Friend	Encourage them to make polite conversation over a phone or video call.
Thank You Notes or Cards	Let them create handmade cards for helpers, friends, or grandparents.
Don't Panic	Teach your children how to reduce their pain or minimize the consequences of injury until help arrives. They should know simple first -aid.
Family Visits	Holiday time is a great time to visit a museum. This is an excellent way for kids to learn about different cultures and traditions.

Health and Fitness

Fitness Freak

Exercise and Meditation

Encourage them to do exercise and indulge in physical activities like cycling. They should spend time outside like parks etc with their friends.

Eat Healthy

Teach them importance of eating healthy to remain fit.

Thinking & Emotional Skills

Decision-Making Diary

Ask them to note one decision they made each day and why?

Mindfulness Colouring or Breathing

Introduce basic breathing exercises or mandala colouring for emotional calm.

Manage yourself

The ability to regulate one's emotions is another vital life skill and goes hand-in-hand with resilience. Teach them to deal with stress effectively.

Bright Ahlconites

Money & Time Management

Pocket Money Planning

Give a small budget and ask them to plan for a week (snacks, small items).

Make a Shopping List

Help them plan and assist in small shopping trips, spotting items and comparing prices.

Counting Money and taking Change

Counting money and learning how to give correct amounts of change, is a skill that everyone should be equipped with.

Time Managers

Civic & Environmental Awareness

Gardening

It is a great life skill to nurture from a young age. Gardening allows learners to become more responsible in caring for their plants. Gardening also exposes learners to a better understanding of the natural world and all of its elements.

Caring Ahlconites

Healthy Cooking

Basic Cooking/Baking

Encourage kids to be the chefs and prepare fireless dishes, shakes etc.

Table Manners

Teach table manners and how to set the table correctly.

Be the Healthy chefs

Make Refreshing and healthy drinks for your loved ones.

Ahlcon chefs

8 BEST HEALTHY MOCKTAILS



HEALTHY MOJITO

1 lime cut in wedges
20 fresh mint leaves
6 oz soda water
crushed ice



HEALTHY STRAWBERRY

1 cup sliced fresh strawberries
juice of half a lime
3-4 tablespoons honey
4 cups perrier water
ice cubes



GUT HEALTHY MIXED BERRY

½ cup mint leaves
2 oz lemon juice
2 oz lime juice
3 tablespoons raw honey
¾ cup blueberries
¾ cup strawberries
16 oz coconut water
16 oz club soda



GRAPEFRUIT PALOMA

2 oz grapefruit juice
1 oz fresh lime juice
½ oz – 1 oz maple syrup
sparkling water
ice
sliced limes and grapefruit



WATERMELON MOCKTAIL

1 cup diced watermelon
1 oz lime juice
10 mint leaves
4 oz soda water or kombucha
apple cider vinegar



STRAWBERRY POMEGRANATE

3 cups strawberries
1 cup pomegranate arils
1 tablespoon lemon juice
2 tbsps agave syrup
ginger beer



ORANGE MOCKTAIL

3 oz orange juice
1 oz lemon juice
8 mint leaves
1 teaspoon apple cider vinegar
½ cup ginger ale
1 oz simple syrup



BLUEBERRY LIME MOCKTAIL

1 cup fresh blueberries
¼ cup lime juice
¼ cup sugar
¼ cup packed mint leaves
½ cup lime seltzer
2 lime slices
Ice

CLASS-5

Theme: A Click to Future Digital India

A click to future- Digital India is a flagship programme of the Government of India, launched on July 1, 2015, with the vision to transform India into a digitally empowered society . Digital India has been improving the lives of all citizens through the digital delivery of services, expanding the digital economy and employment opportunities. The Digital India programme has demonstrated a consistent upward growth trajectory, achieving numerous milestones and flagship initiatives. Digital India plays a crucial role in empowering students by facilitating access to quality education, bridging the digital divide, and promoting digital literacy. This initiative aims to transform India into a digitally empowered society, benefiting students through online learning platforms, digital libraries, and various skill development programs. Digital India has brought significant benefits for students by leveraging technology to improve access to education, resources, and opportunities.

We want our children to have a glimpse of Digital India so that they can embrace digital tools, access quality education, and contribute meaningfully to a technology-driven nation. They can become aware of the role technology plays in shaping our future, develop essential digital skills, and grow into empowered citizens who contribute to the progress of the nation and grow into responsible, future-ready citizens.



WORKSHEET 1

NAME: _____ CLASS: V SEC: _____ ROLL NO.: _____

THEME – Click to the Future – Digital India

NOTE – For all the students

TOPIC: Unseen Passage Comprehension


LEARNING OBJECTIVE: To develop understanding, application, and critical thinking skills after reading a text.

Q. Read the passage and answer the questions.

India is moving towards a smarter and more connected future with the help of a powerful initiative called Digital India. This campaign aims to make digital tools and internet services available to everyone, whether in big cities or remote villages. It focuses on using technology to improve education, health, banking, farming and day-to-day life.

In classrooms, chalkboards are being replaced by smart screens. Students can attend live online sessions, download learning apps and submit assignments digitally. Digital India has also made public services faster and more transparent. Earlier, people had to wait in long queues to pay bills or get official documents. Now, these services are just a click away. Farmers get timely updates about weather, soil quality and market rates through mobile apps, helping them make better decisions.

However, with great access comes great responsibility. Children and adults must learn digital safety, such as not sharing passwords or clicking on unknown links. Digital India is not just about gadgets—it is about empowerment, inclusion and responsible use of technology.



Q.1 Choose the correct option:

1. What does the phrase “just a click away” suggest in the context of the passage?

- a. You have to travel to use digital services ☐
- b. Services are easily available through the internet ☐
- c. Only tech experts can access them ☐
- d. It takes a lot of effort to use digital tools ☐

2. Which of the following best shows that Digital India helps in health care?

- a. Hospitals are giving free medicines ☐
- b. Doctors are able to play games with patients ☐
- c. Doctors consult people in faraway places through technology ☐
- d. More doctors are being trained ☐

3. The passage describes Digital India as promoting “empowerment, inclusion, and responsible use.” What does this suggest?

- a. Technology is only for the rich ☐
- b. Everyone should use gadgets for fun ☐
- c. Digital tools should be used wisely and by everyone ☐
- d. Children should not use technology at all ☐

Q2. According to the passage, how has Digital India changed the way students learn?

Q3. Explain how Digital India supports farmers. Give at least two benefits.

Q4. Why is digital safety important in today's world? Use examples from the passage.

Q5. (HOTS) Do you think technology can replace teachers completely? Why or why not? Use ideas from the passage to support your answer.

WORKSHEET – 2

NAME: _____ **CLASS: V** **SEC:** _____ **ROLL NO.:** _____

THEME – *Click to the Future – Digital India*

NOTE – For all the students

TOPIC: Letter Writing

LEARNING OBJECTIVE: To develop formal writing skills and learn how to express ideas clearly in letter format.

Q1. Write a letter to the **Prime Minister of India**, sharing your thoughts on how Digital India is helping students like you.

You may include:

- Online classes
- Smart boards in school
- Digital libraries
- How it helps you learn better



WORKSHEET -3

NAME: _____ CLASS: V SEC: ____ ROLL NO.: ____

THEME – *Click to the Future – Digital India*

NOTE – For all the students

TOPIC: VOCABULARY WORKSHEET

LEARNING OBJECTIVE:

- To enhance students' vocabulary related to digital technology and its impact on society.
- To understand key concepts such as e-governance, cybersecurity, smart cities, and the role of technology in everyday life.
- To engage students in fun, creative activities that allow them to explore how technology shapes the future of India.

Q1. Unscramble the following words with the help of the given clues to find out the answer:

- a) **BWEESIT** (a place on the internet) _____
- b) **GGLOEO** (a popular search engine) _____
- c) **LEAIM** (way to send a message online) _____
- d) **MOOZ** (an app for video calls) _____
- e) **CPAHATC** (a security test on websites) _____
- f) **DUOLC SROTAGE** (saving in online storage) _____

Q2. Match the words with their definitions:

Word		Meaning
1. E-Governance		a. Buying and selling goods or services using the internet.
2. Cyber-security		b. Think and act like humans.
3. E- Commerce		c. Using technology to help run a government more easily.
4. App		d. A tool on your phone or computer to do a specific job.
5. Artificial Intelligence		e. To protect data from theft and damage

Q3. Find the following words related to Digital India in the word search below.



E-Learning

Cyber

App

Smart

Technology

Digital

Startup

Internet

Robot

Q4. Fill in the correct word in the blanks below.

Technology, Internet, Online Learning Platforms, Smart Home Technology, Digital Payment

- _____ system helps people connect with each other from anywhere in the world.
- With _____, students can learn from home using videos and online lessons.
- In Digital India, using _____ makes shopping, paying bills, and even ordering food easy!
- Every day, people use _____ to create new ideas and start their own businesses.
- _____ makes our homes smarter by connecting things like lights, refrigerators, and security cameras.



THEME – Click to the Future – Digital India

ACTIVITY- *India's Digital Leap: A 2025 Vision Calendar* (Integrated with ICT, Art, Maths, Hindi, EVS)

Competencies:-

Students develop : oral language skills, writing skills, comprehensive range of vocabulary, research skills, creative skills, sense of national pride and digital literacy.



MATERIAL REQUIRED:

- A4 size light coloured sheets (white/cream/sky blue etc. in portrait layout)
- Sketch pens, crayons, colored pencils, ruler, pencil, black pen
- Printed or hand-drawn calendar grid
- Decorative materials (border tape, stickers etc.)



Instructions:

- **Roll Numbers 1–18** will make **January to June** months.
- **Roll Numbers 19–36** will make **July to December** months.
- Write at the top of your sheet:
Month Name (Example: January)
Theme Title (Example: Digital Classrooms)

Note : Please refer to the Monthly Themes (given below).

- Draw or paste beautiful artwork related to the month's theme. (see pics on Page Number 16)
- Write 2–3 sentences about how Digital India is helping in that area.
- Make/print a neat calendar grid. (Include dates, start with correct weekday).
Link for a printable grid <https://in.pinterest.com/pin/4714774601662527/>
- Decorate neatly. Keep your sheet clean and colorful.
- Make sure you **highlight any important digital days** (example: National Technology Day on May 11).
- Make your calendar neat, attractive and interesting to read.
- Once ready, click pictures of each month and paste in the Portfolio, under the heading 'Holiday Homework – **India's Digital Leap: A 2025 Vision**
- Also, make an attractive cover page with illustrations and theme and get your calendar spiral bound.

Monthly Themes:

Month	Theme	Suggested Artwork/Content
January	Digital Classrooms	Drawing of smart boards, students using tablets
February	Online Learning Platforms	Apps like DIKSHA, Byju's, or coding classes
March	Aadhaar and Digital Identity	Importance of digital ID, safety tips
April	Online Payments	UPI, QR codes, digital wallets (Paytm, Google Pay)
May	Digital Health	Online doctor consultations, e-RaktKosh, Health ID
June	E-Governance	Online services: passports, electricity bills, tax filing
July	Cyber Safety	Tips for safe internet use, protecting passwords
August	Digital Farming	Farmers using mobile apps for weather, seeds, markets
September	Make in India - Tech Startups	Kids draw their dream app or invention
October	Smart Cities	Smart traffic lights, WiFi zones, pollution control
November	Social Media for Good	Responsible use of social media, digital etiquette
December	Future Tech: AI & Robots	Imaginative drawings of robots in schools or homes

Assessment Criteria:

Criteria	Marks
1. Creativity and Neatness	02 Marks
2. Relevance to the Theme	02 Marks
3. Research and Information	02 Marks
4. Language and Content	02 Marks
5. Oral Presentation of the Project	02 Marks

MARCH 2025

CLICK TO THE FUTURE – DIGITAL INDIA



Online learning platforms have revolutionized education, making it widely accessible.

MARCH 2025						
SUN	MON	TUE	WED	THU	FRI	SAT
				1	2	3
4	5	6	7	8	9	10
11	12	13	14	15	16	17
18	19	20	21	22	23	24
25	26	27	28	29	30	

August 2025



ACHIEVEMENT:

Aadhaar - World's largest biometric ID system.

The future is digital, and
the future is now!

SUN	MON	TUE	WED	THU	SAT
		1	2	3	4
5	6	8	9	10	11
12	13	14	15	16	18
19	20	21	22	23	25
26	27	28	29		

JANUARY

DIGITAL CLASSROOMS



Digital classrooms help students learn from anywhere. Smart boards and online classes make education easy and fun.

January 2025						
Sunday	Monday	Tuesday	Wednesday	Thursday	Friday	Saturday
				1	2	3
4	5	6	7	8	9	10
11	12	13	14	15	16	17
18	19	20	21	22	23	24
25	26	27	28			

विषय हिंदी कक्षा -5

हिंदी विषय के लिए सामान्य निर्देश-

- साहित्य व भाषा की पुस्तिका पर करवाए गए कार्य का अभ्यास कीजिए ।
- साहित्य व भाषा की पुस्तिका पर करवाए गए कार्य का अभ्यास प्रथम सत्र परीक्षा हेतु (PT. 1) कीजिए ।
- दिए गए अभ्यास पत्रों को ध्यानपूर्वक कीजिए व एक फोल्डर में डालकर दीजिए ।
- सुलेख -- एक नई कॉपी पर प्रतिदिन एक पृष्ठ सुलेख लिखिए तथा एक नए शब्द को ढूँढकर अर्थ सहित सबसे ऊपर लिखिए ।
[सुलेख हिंदी पाठ्य पुस्तक या किसी अन्य पुस्तक से लिखा जा सकता है]
- भाषा विषयों की पुनरावृत्ति हेतु अधिगम संसाधन पृष्ठ- 5, 59, 90 कीजिये
- छात्र समय का सदुपयोग करते हुए निम्न पुस्तकों को भी अवश्य पढ़ने का प्रयास करें -

- 1.तेनालीराम की कहानी
- 2.दादा- दादी की कहानी
- 3.सुधा मूर्ति की लोकप्रिय कहानियाँ
- 4.प्रसिद्ध सचरित्र ज्ञान कथाएँ

संक्षिप्त कथा लिंक- <https://www.hindivibhag.com/hindi-stories-for-class-4/>

WORKSHEET- 1

नाम ----- कक्षा पाँच विभाग ----- अनुक्रमांक -----

- उद्देश्य - शब्द ज्ञान और शब्द- भंडार को समृद्ध करना ।
नए शब्दों का उपयोग और सन्दर्भ की क्षमता विकसित करना ।

प्रश्न १. शुद्ध शब्द चयन कर दिए गए स्थान पर लिखिए ।

1.	आधीन	अधीन	आधिन	
2.	श्रीमति	श्रिमती	श्रीमती	
3.	कवयित्री	कवित्री	कवयित्री	
4.	ओद्योगिक	औद्योगिक	औदयोगिक	
5.	परिवारिक	पारीवारिक	पारिवारिक	
6.	समाजीक	समाजिक	सामाजिक	

प्रश्न २. नीचे दिए गए वाक्यों में शाब्दिक अशुद्धियों को दूर करके वाक्य फिर से लिखिए।

1. सब प्रमात्मा की किरपा है।-----
2. शिरी राम का नाम लो।-----
3. तुम परिक्षा में सफल हो गए।-----
4. क्रिशन द्वारिका में रहत थे।-----
- 5 . भगवान का नाम स्मर्ण करो।-----

प्रश्न ३. निम्नलिखित अशुद्ध वाक्यों को शुद्ध करके लिखिए -

1. मैं प्रातःकाल के समय पढ़ता हूँ। -----
2. मेरे मित्र की पत्नी विद्वान है। -----
3. मैंने अनेकों कहानियाँ पढ़ीं। -----
4. गुरुजी के ऊपर श्रद्धा रखें।-----
5. हमारे वाला मकान खाली है।-----

प्रश्न ४. निम्न शब्दों का वर्ण विच्छेद कीजिए ।

1. सौभाग्य -----
2. निपुण -----
3. शिकायत-----
4. इंद्रधनुष-----
5. न्यायाधीश-----
6. मोक्ष-----
7. विभावरी-----
8. रघुपति-----
9. विद्यापीठ-----
10. आकर्षक-----

WORKSHEET-2

नाम ----- कक्षा पाँच विभाग ----- अनुक्रमांक -----

अपठित गद्यांश

• उद्देश्य - बौद्धिक क्षमता व चिंतन क्षमता का विकास

प्र० दिए गए गद्यांश को ध्यान से पढ़िए और प्रश्नों के उत्तर लिखिए -

ईश्वरचंद्र विद्यासागर उन्नीसवीं शताब्दी के एक महान समाज सुधारक, शिक्षाविद् और दयालु मानव थे। वे न केवल शिक्षा के क्षेत्र में क्रांति लाए, बल्कि समाज में व्याप्त कई कुरीतियों के विरुद्ध भी आवाज उठाई। उनका जीवन सादगी, सेवा और करुणा का प्रतीक था। एक बार की बात है, ईश्वरचंद्र विद्यासागर कहीं यात्रा कर रहे थे। रास्ते में उन्होंने एक वृद्धा को देखा जो सिर पर भारी गठरी रखे, थके कदमों से चली जा रही थी। उसका चेहरा पसीने और थकावट से भरा था। यह दृश्य देखकर विद्यासागर का कोमल हृदय द्रवित हो गया। वे तुरंत उस महिला के पास पहुँचे और बोले, "माँ, यह गठरी मुझे दे दीजिए। मैं इसे आपके गाँव तक पहुँचा देता हूँ।" वृद्धा ने उन्हें देखा और कहा, "बाबूजी, आप जैसे पढ़े-लिखे और प्रतिष्ठित व्यक्ति मेरे जैसे गरीब की गठरी क्यों उठाएँगे?" विद्यासागर मुस्कराए और बोले, "अगर पढ़ाई ने मुझे दूसरों की सेवा करना नहीं सिखाया, तो ऐसी शिक्षा का क्या लाभ?" यह कहकर उन्होंने गठरी उठा ली और वृद्धा के साथ उसके गाँव तक चले गए। गाँव पहुँचकर जब लोगों ने यह दृश्य देखा, तो वे आश्चर्यचकित रह गए। सभी ने उन्हें नमस्कार किया और उनकी सराहना करने लगे। एक युवक ने पूछा, "पंडित जी, आप जैसे बड़े आदमी को इस तरह एक गरीब की गठरी उठाते देखकर हैरानी हो रही है। आपने ऐसा क्यों किया?"

विद्यासागर ने गंभीर स्वर में उत्तर दिया, "मानवता सबसे बड़ा धर्म है। अगर हम किसी के कष्ट को थोड़ा भी कम कर सकते हैं, तो उससे बड़ा कोई कार्य नहीं है।" इस घटना से यह स्पष्ट होता है कि विद्यासागर न केवल ज्ञान के प्रतीक थे, बल्कि उनका जीवन सेवा और दया की मिसाल भी था। उन्होंने नारी शिक्षा, विधवा पुनर्विवाह और बाल विवाह के खिलाफ आवाज उठाई और अपने पूरे जीवन में समाज सुधार के लिए अथक प्रयास किए।

प्र०1. ईश्वरचंद्र विद्यासागर किस शताब्दी के महान समाज सुधारक थे?

प्र०2. उन्होंने रास्ते में किसको देखा और उसकी क्या स्थिति थी?

प्र०3. वृद्धा ने गठरी देने से पहले क्या कहा?

प्र०4. गाँव पहुँचने पर लोगों की क्या प्रतिक्रिया थी?

प्र०5. इस घटना से हमें विद्यासागर के किस गुण का पता चलता है?

प्र०6. उनके द्वारा किए गए दो समाज सुधार कार्यों का उल्लेख कीजिए।

प्र०7. इस गद्यांश का शीर्षक लिखिए।

प्र०8. 'नारी' तथा 'सिखाया' शब्द से दो तुक बंदी शब्द बनाइए-

WORKSHEET-3

नाम ----- कक्षा पाँच विभाग ----- अनुक्रमांक -----

अनुच्छेद लेखन


- उद्देश्य - स्वतंत्र चिंतन व लेखन में रूचि जागृत करना

प्र०. दिए गए विषय पर अनुच्छेद लिखिए "डिजिटल दुनिया"

कुछ प्रमुख बिंदु दिए गए हैं, जिन्हें आप अपने अनुच्छेद में शामिल कर सकते हैं:

- डिजिटल दुनिया का अर्थ – इंटरनेट, कंप्यूटर, मोबाइल,
- शिक्षा में योगदान: ऑनलाइन पढ़ाई, ई-पुस्तकें
- संचार के साधन: सोशल मीडिया, ईमेल, और वीडियो कॉलिंग
- ऑनलाइन सेवाएँ: बैंकिंग, शॉपिंग, बुकिंग जैसी सुविधाएँ
- साइबर अपराध, गोपनीयता की हानि

[illegible]



परियोजना कार्य

मूल विषय - डिजिटल इंडिया

भाषायी योग्यता/उद्देश्य -

- कल्पना शक्ति व रचनात्मकता का विकास।
- भारत की डिजिटल प्रगति का ज्ञान देना तथा विभिन्न AI टूल्स से अवगत कराना।

निर्देश -

- नीचे दिए गए कार्य सदन अनुसार विभाजित हैं। अतः अपने सदन के अनुसार कार्य कीजिए।
- परियोजना कार्य पठनीय व सुन्दर लिखावट के साथ बनाइए।
- यदि कोई कार्य करते समय आपको लिखने की जगह कम लगती है तो आप दूसरी शीट संलग्न कर सकते हैं।
- परियोजना कार्य का लिखित व मौखिक प्रस्तुति का मूल्यांकन -2 (Assessment-2) होगा। तिथि सूचित की जाएगी।

निम्न परियोजना कार्य सदनानुसार कीजिए

अग्नि तथा नीर

निर्देश -

“भारत की डिजिटल प्रगति की समयरेखा” (2015 से 2025 तक)

(Integration with Art, EVS and Maths)

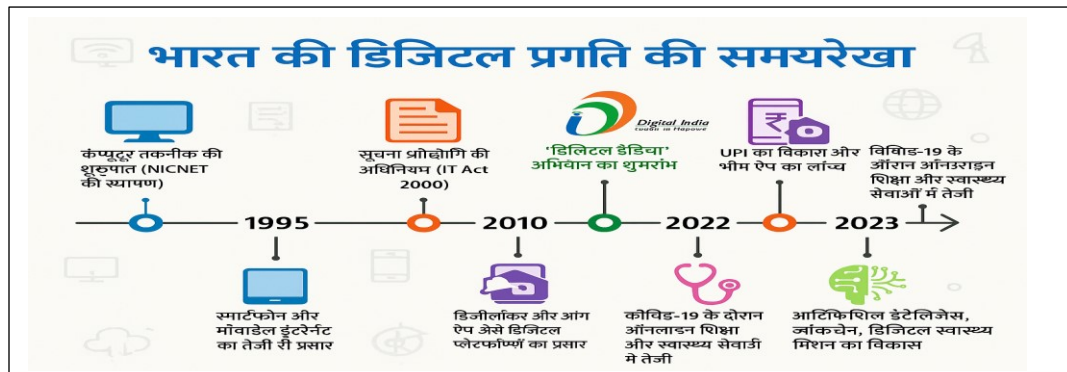
इस विषय पर जानकारी प्राप्त कर स्क्रेप बुक पर चित्र, वर्ष तथा लिखित जानकारी सहित वर्णित कीजिए।

दिए गए संकेतों के आधार पर खोजबीन करें।

- डिजिटल इंडिया अभियान (2015)
- महत्वपूर्ण पहलें और उपलब्धियां
- डिजिटल साक्षरता अभियान
- ऑनलाइन शिक्षा, वर्क फ्रॉम होम और टेलीमेडिसिन
- आरोग्य सेतु ऐप और स्वास्थ्य संबंधी डिजिटल पहलें
- बायोमेट्रिक पहचान प्रणाली
- डिजिटल भुगतान
- भविष्य का ऐ-आई (A-I)

सामग्री :- स्क्रेप बुक, स्केच पेन, शीट व अन्य सजावट का सामान

उदहारण -



वायु और पृथ्वी

‘तकनीक की ओर बढ़े कदम, डिजिटल बने हर दम’

(Integration with Art and EVS)

इस स्लोगन के साथ 'मेरा डिजिटल दिन' में स्क्रेप बुक में चित्रों के साथ दिखाएँ आप प्रतिदिन किन-किन डिजिटल वस्तुओं का उपयोग करते हैं जैसे मोबाइल UPI ऑनलाइन पढ़ना आदि। मेरी मनपसंद ऐप के अंतर्गत उस ऐप के चित्र चिपकाए तथा उनसे आपको क्या लाभ हुआ है वह भी लिखिए और विभिन्न Apps का इस्तेमाल करते हुए क्या-क्या सावधानियाँ बरतनी चाहिए? लिखिए।

सामग्री :- स्क्रेप बुक, स्केच पैन , शीट व अन्य सजावट का सामान

नोट -उपरोक्त परियोजना कार्य निम्न बिंदुओं के आधार पर मूल्यांकित किया जाएगा-

- वर्तनी
- वाक्य संरचना
- स्पष्टता व स्वच्छता
- रचनात्मकता
- अभिव्यक्ति

SUBJECT- MATHEMATICS

- ❖ Mathematics is the language in which the universe is written, allowing us to understand and describe the patterns and structures that govern it.
- ❖ Mathematical concepts are essential for comprehending various scientific disciplines

Get ready to embark on this journey by following the given instructions:

- Make a creative page divider in your Maths homework notebook.
- Write and learn the Tables of 8, 9, 12, 13(5pages)
- Solve 2 questions each of four Basic operations(5pages)
- Remember to do corrections of questions that you get incorrect!
- Write date on each page.

Be ready to get a '*pat*' on the back and an appreciation note in the Note book from your parents for your dedicated practice.

WORKSHEET-1

NAME- _____ CLASS- 5 SEC- _____ ROLL NO.- _____

Topic- Large Numbers (The Fish Tale)

Learning Objectives-

- To help the students to read and write the numbers according to Indian place value system.'
- To help the students to get informed and explore more about the satellites of India.

Satellites of India

ISRO or Indian Space Research Organization, founded on 15th August 1969, is the Space agency of Government of India, responsible for putting India in space and has many great feats under its belt. It has launched many satellites for India and other countries. Some of their major missions and years are given below:

Satellite	Launch Year
Aryabhata	1975
Bhaskara-1	1979
Apple	1981
IRS-1B	1991
Oceansat	1999
The Technology Experiment Satellite(TES)	2001
Kalpana-I	2002
Chandrayaan-1	2008
Saral	2013



Now can you tell:

- 1. In which year Apple was launched? What is the difference between the years of launch of Aryabhata and Apple?**

- 2. After how many years of launch of Chandrayaan-1, Charndrayaan-III was launched?**

- 3. Estimate the difference between the years of launch of Bhaskara-I and Saral.**

- 4. Name the mission launched in 2002. What is the difference between Oceansat and its launch?**

- 5. Find out in which year, India had launched its first satellite. Name the satellite.**

WORKSHEET 2

NAME: _____ CLASS: V SEC: ____ ROLL NO.: _____

Theme: Digital India

Topic: Coding & Decoding Patterns

Learning Objectives:

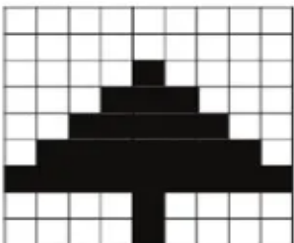
- To enhance skill of analysing patterns.
- To give a basic understanding of Binary number system and foster coding skills.

Binary Number System uses two digits, '0' and '1', and is the foundation for all modern computing. The word binary is derived from the word "bi," which means two.

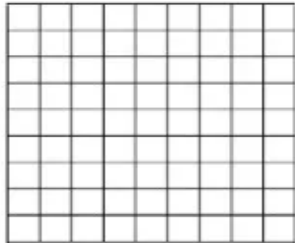
Code the given image in Binary using '0' for each. each white square and '1' for black square.

Decode to draw the figure. Leave the square white for every '0' and shade in black for '1'.

Binary




Binary

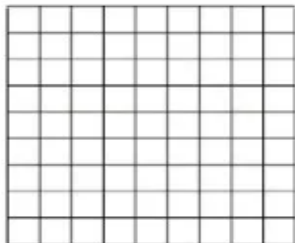


000010000
010101010
001010100
010000010
101010101
010000010
001010100
010101010
000010000

Binary




Binary




000010000
000101000
001000100
001111100
010000010
100101001
010010010
001000100
000111000

Binary



Binary



000010000
010111010
001010100
010010010
111111111
010010010
010010010
001010100
010111010

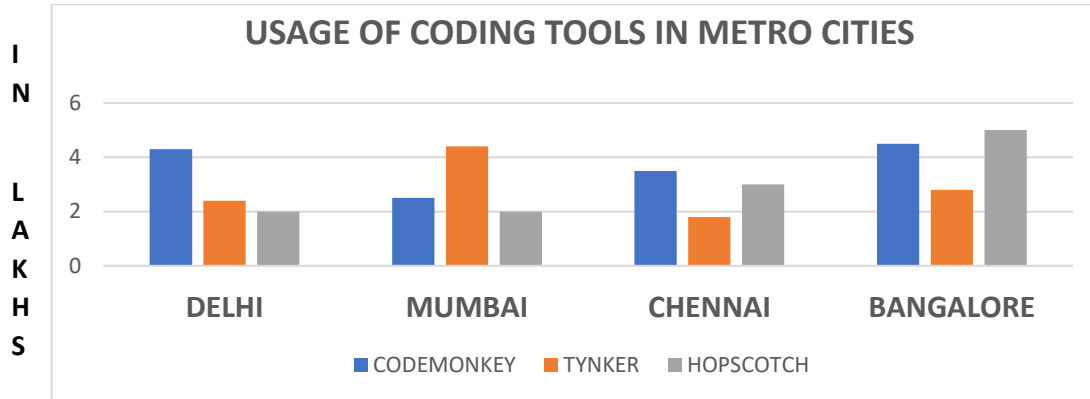
WORKSHEET – 3

NAME: _____ CLASS: V SEC: ____ ROLL NO.: _____

TOPIC: LARGE NUMBERS

LEARNING OBJECTIVE: To enhance critical and analytical thinking.
To develop problem solving skills.

Q1. The bar graph given below shows the data of the coding apps used by people for learning coding and decoding in metro cities.



a) How many people use the app Codemonkey in Mumbai?

Ans.

b) How many people use the apps Hopscotch and Tynker in Bangalore?

Ans.

c) Write the usage of Tynker app in all the cities in ascending order.

Ans.

d) Which app is having the maximum usage in Chennai?

Ans.

e) Which app is used minimum in Delhi and Mumbai?

Ans.



TO DO TASK-

TRY LEARNING CODING IN THIS SUMMER BREAK AND WRITE ANY ONE APP USED BY YOU.

ACTIVITY 1 & 2-TO BE DONE HOUSE WISE



THEME: *Click to the future- Digital India*

Math is not just about numbers and formulas, and games. We can experience the beauty of math all around us. The math in board games doesn't have to be straightforward! So put your creative capes on and design a fun board game that integrates deeper mathematical thinking into the gameplay.

Learning Objectives:

- To develop research and summarising skills besides enhancing creativity
- To reinforce the concept of basic operations and number sense through **Art integration in Mathematics**
- To make the children aware about the Digital initiatives of India
- To develop skills such as multi-step problem-solving, spatial reasoning, pattern recognition, resource management and much more.

ACTIVITY 1: *“Board the Math Wagon”*

HOUSE: Agni & Neer

Materials required: Coloured A3 pastel sheet, scissors, glue/double sided tape, decorative material, markers and sketch pens

Instructions:

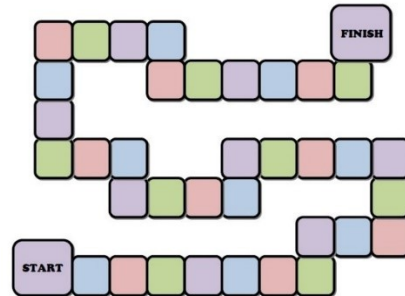

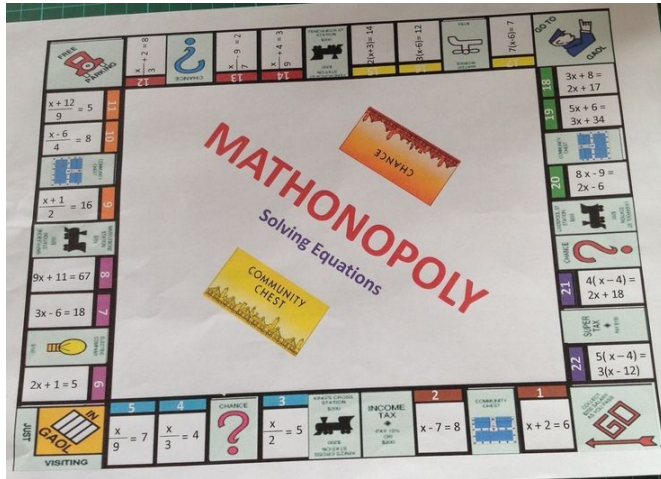
- Research and explore about the digital initiatives of India. You may refer to the given link <https://www.digitalindia.gov.in/initiatives/>
- Use crafting and art skills to make the base of the board game on these digital initiatives or any other IT skills/gadgets
- Decide upon one or mix of two math concepts that will be utilised while playing the game
- You may design your own version of traditional board games or design a completely new board game. Refer to the templates given below for idea.

Some more links for enhancing IT knowledge and skills as well as for reference:

[What is Binary Code? | GeeksforGeeks](#)

<https://www.learning.com/blog/important-digital-skills-students/>

Board Game Template



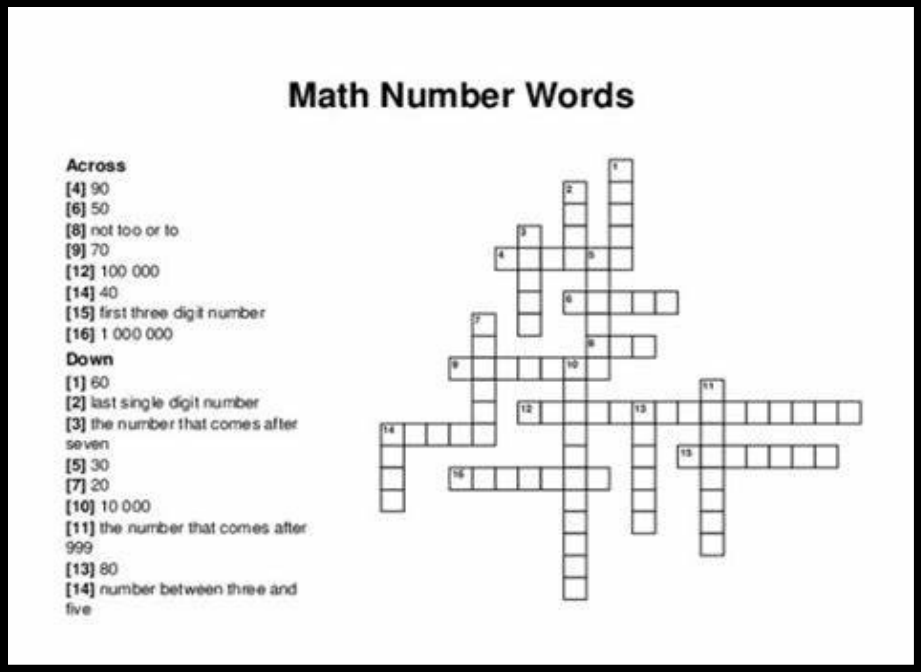
ACTIVITY 2: “Math OnThe Go”

HOUSE: Prithvi and Vayu

Materials Required: White A4 sheet, computer, scissors, glue/double sided tape, decorative material, markers and sketch pens

Instructions:

- Research and explore about the digital initiatives of India. You may refer to the given link <https://www.digitalindia.gov.in/initiatives/>
- Use the given link to create an online crossword puzzle based on mix of math concepts:
[Math Crossword Puzzle Maker - Free Printable Worksheets](#)
[Create Your Own Math Squares Puzzle | Discovery Education Puzzlemaker](#)
[Free Cross Math Generator | Oh My Dots!](#)
- Choose your grade level, topics and write the questions at appropriate places on the website to create your crossword puzzle
- You may also explore other websites to design your own version of crossword!
- Take a print of your crossword game as well as the solved crossword and paste on either sides of A4 sheet.



- ### Assessment Criteria:

PROJECT

THEME – Click to the Future: Digital India

Competencies: Digital Literacy, Online Safety Awareness, Creative Expression, Responsible Internet Use, Critical Thinking, Problem Solving

Objective:

To help children understand the importance of online safety and responsible internet use through creative expression.

Material Needed:

- A4 size drawing sheets
- Pencils, crayons, sketch pens, markers
- Optional: Old magazines/newspapers for collage work

Instructions:

Create Your Safe Internet Hero:

- Think of a superhero who protects kids on the internet.
- Draw your own cartoon character on an A4 size sheet.
- Give your character a creative name (Example: Cyber Sam, Net Ninja, Safety Star, etc.)
- **Show your hero doing activities like:**
 - Protecting passwords
 - Saying NO to talking to strangers online
 - Being kind on social media
 - Reporting bad behaviour
- Add a 5-10 lines description about your hero's special powers.

Final Reflection:

- Write 10-12 lines about why staying safe online is important for everyone.
- Convert it into a magazine with an attractive title and cover page.

Assessment Criteria:

- Creativity and Originality
- Understanding of Internet Safety
- Neatness and Effort
- Reflection and Awareness



EVS Worksheet 1: Digital India

NAME: _____ CLASS: V SEC: ____ ROLL NO.: ____

Learning Outcome: To enhance knowledge about Digital India and its benefits in everyday life.

A: Fill in the blanks-

1. Digital India was launched in the year _____.
2. _____ is used to make payments without using cash.
3. Digital India helps people connect through _____.
4. _____ and tablets are examples of digital devices.
5. The main aim of Digital India is to make India _____.

B: Match the following-

Column A		Column B
a) Aadhar Card		i) Online Classes
b) UPI		ii) Personal ID proof
c) Smartphone		iii) Digital Payment
d) Internet		iv) Used for calling and apps
e) E-learning		v) Connects people digitally

C: Tick the correct answer-

1. Which app is used for digital payments?

- [] WhatsApp
- [] Google Pay
- [] YouTube

2. Digital India helps in:

- [] Planting trees
- [] Cleaning rivers
- [] Making services available online

3. A computer is a:

- [] Animal
- [] Machine
- [] Toy

D: Answer in one sentence-

1. What is the Digital India campaign?

2. Name one benefit of Digital India.

E: Unscramble the words-

1. RETNINET = _____

2. EONLNI = _____

3. TORMUCPE = _____

4. LIPAEYTMN = _____

Class 5 - EVS Worksheet 2: Digital India

NAME: _____ CLASS: V SEC: _____ ROLL NO.: _____

Learning Outcome: To enable students understand the role of Digital India in daily life and identify digital services and devices.

Section A: Write True or False-

1. Digital India makes it easier to pay bills online. _____
2. Only adults can use digital devices. _____
3. The internet is not needed for digital learning. _____
4. Digital India helps people in villages access services. _____
5. A television is a digital device. _____

Section B: Circle the Odd One Out-

1. Computer, Smartphone, Chalk, Tablet
2. Email, WhatsApp, Postcard, Video Call
3. Keyboard, Mouse, Pen, Monitor
4. Aadhar, UPI, Rupees, DigiLocker

Section C: Short Answer Questions-

1. What is the use of the internet in Digital India?

2. Name two apps used for digital payments.

3. How does Digital India help students?

Class 5 - EVS Worksheet 3: Digital India

NAME: _____ CLASS: V SEC: _____ ROLL NO.: _____

Learning Outcome: To enable students build their critical thinking and creativity by connecting technology with real life examples.

A: Choose the correct word from the bracket and fill in the blanks-

1. _____ is used to send money instantly using a mobile phone.
(UPI / SMS)
2. _____ is a government app that stores important documents online.
(Paytm / DigiLocker)
3. People can attend _____ classes from home using the internet.
(Outdoor / Online)
4. _____ is needed to browse websites and watch videos. (Internet / Newspaper)
5. ATM machines help people to _____ money without going inside the bank. (withdraw / deposit books)

B: Answer in 1-2 words-

1. Name one device that helps you attend online classes.

2. What do we call paying without using cash?

3. Which government campaign promotes the use of technology in India?

C: Answer the Following in 1-2 sentences-

1. How does digital payment help shopkeepers and customers?

2. Why is the internet important in Digital India?

3. Give one example of how students use Digital India services.

D: Draw and Label a scene showing people using digital services (e.g., online class, ATM, mobile payment, etc.)

